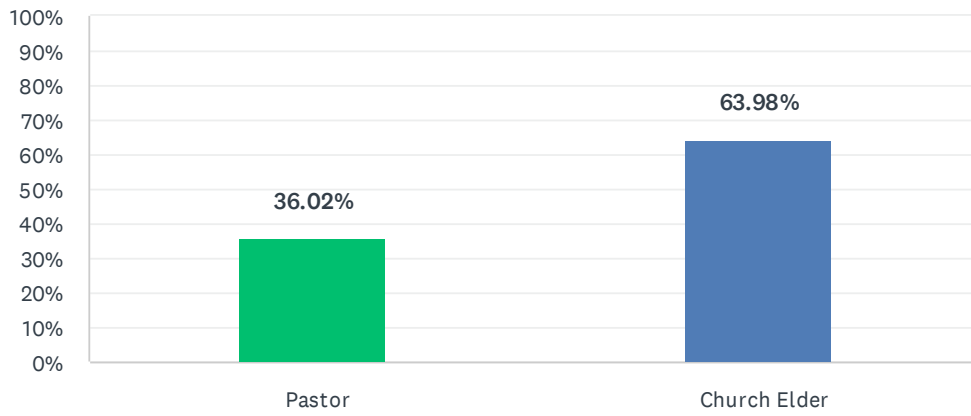


## Q1 To which group do you belong?

Answered: 161 Skipped: 0

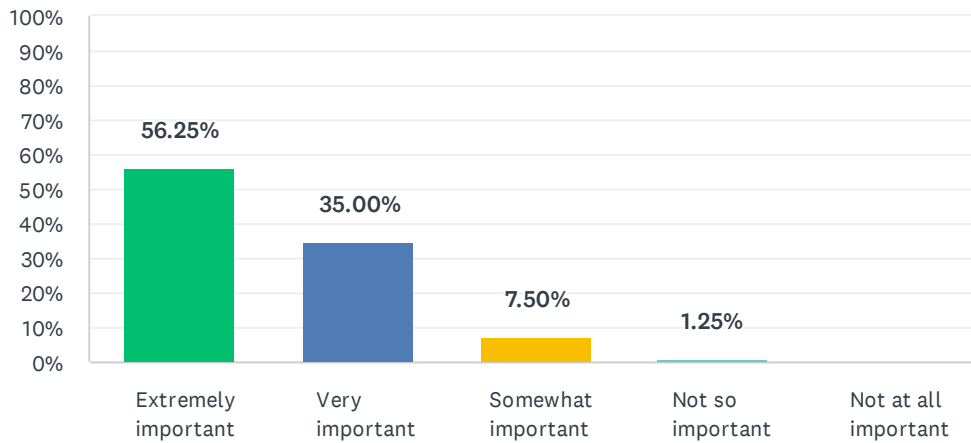


ANSWER CHOICES	RESPONSES	
Pastor (1)	36.02%	58
Church Elder (2)	63.98%	103
<b>TOTAL</b>		<b>161</b>

BASIC STATISTICS				
Minimum	Maximum	Median	Mean	Standard Deviation
1.00	2.00	2.00	1.64	0.48

## Q2 How important is Adventist education to you and your family?

Answered: 160 Skipped: 1

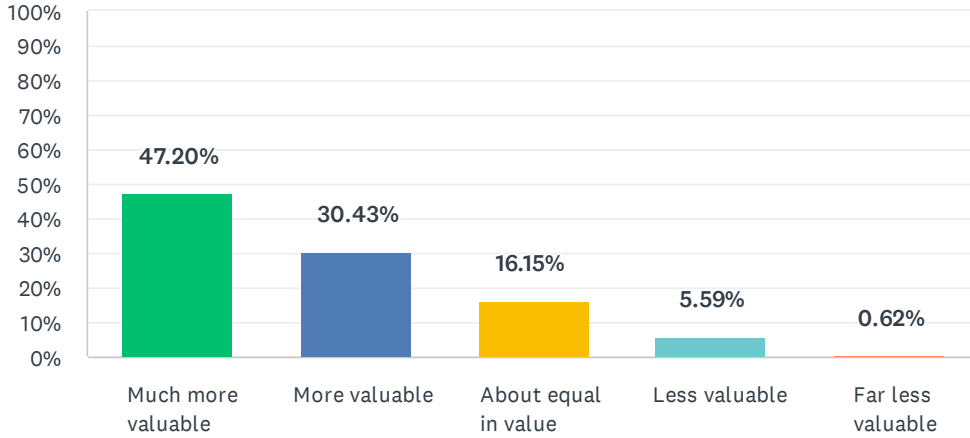


ANSWER CHOICES	RESPONSES	
Extremely important (1)	56.25%	90
Very important (2)	35.00%	56
Somewhat important (3)	7.50%	12
Not so important (4)	1.25%	2
Not at all important (5)	0.00%	0
<b>TOTAL</b>		<b>160</b>

BASIC STATISTICS				
Minimum	Maximum	Median	Mean	Standard Deviation
1.00	4.00	1.00	1.54	0.69

### Q3 How valuable is Adventist education compared to other private institutions in your area?

Answered: 161 Skipped: 0

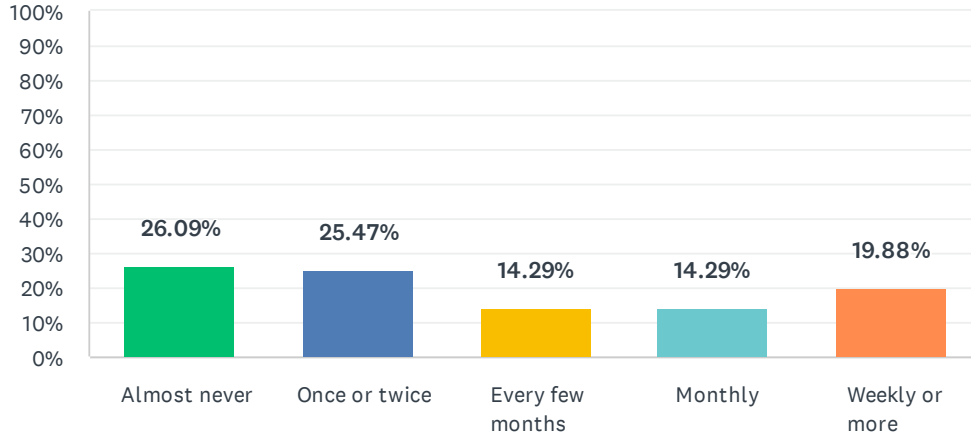


ANSWER CHOICES	RESPONSES	
Much more valuable (1)	47.20%	76
More valuable (2)	30.43%	49
About equal in value (3)	16.15%	26
Less valuable (4)	5.59%	9
Far less valuable (5)	0.62%	1
<b>TOTAL</b>		<b>161</b>

BASIC STATISTICS				
Minimum	Maximum	Median	Mean	Standard Deviation
1.00	5.00	2.00	1.82	0.94

## Q4 In the past year, how often have you visited at least one of the schools your church is assigned to support?

Answered: 161 Skipped: 0

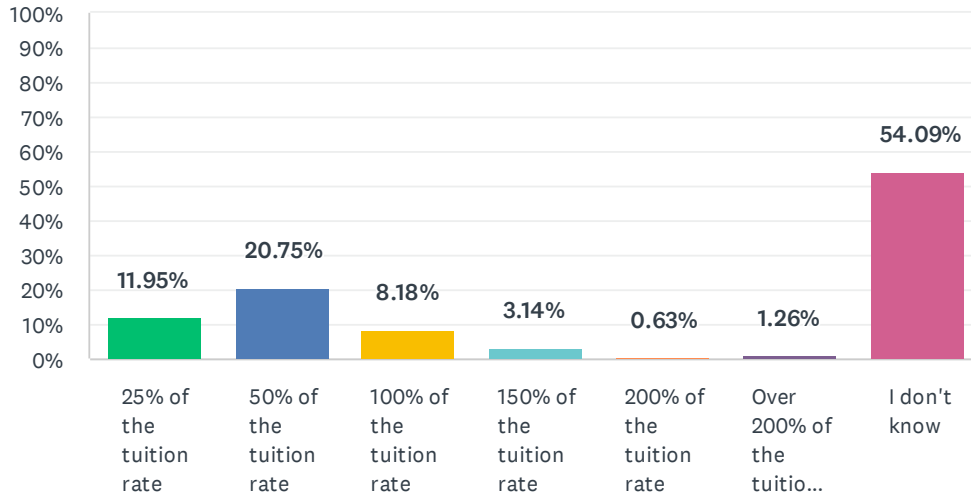


ANSWER CHOICES	RESPONSES	
Almost never (1)	26.09%	42
Once or twice (2)	25.47%	41
Every few months (3)	14.29%	23
Monthly (4)	14.29%	23
Weekly or more (5)	19.88%	32
<b>TOTAL</b>		<b>161</b>

BASIC STATISTICS				
Minimum	Maximum	Median	Mean	Standard Deviation
1.00	5.00	2.00	2.76	1.48

## Q5 Approximately what percentage of tuition covers the total cost of a student to attend an Adventist school?

Answered: 159 Skipped: 2

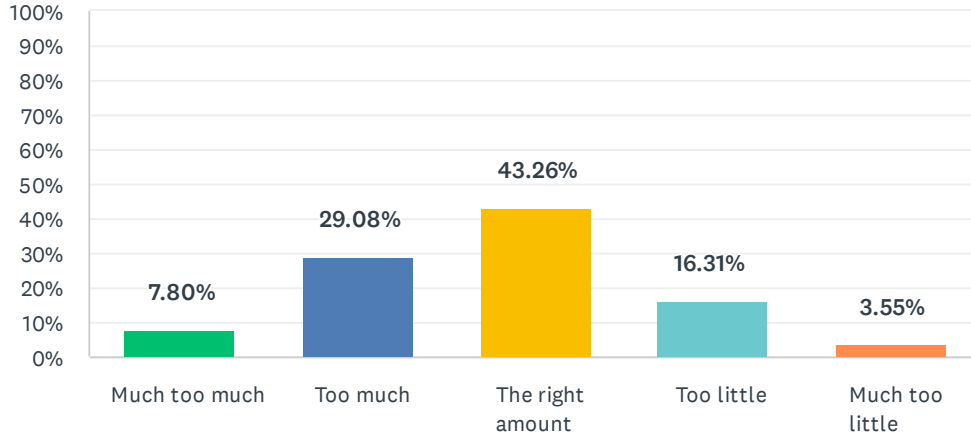


ANSWER CHOICES	RESPONSES	
25% of the tuition rate (1)	11.95%	19
50% of the tuition rate (2)	20.75%	33
100% of the tuition rate (3)	8.18%	13
150% of the tuition rate (4)	3.14%	5
200% of the tuition rate (5)	0.63%	1
Over 200% of the tuition rate (6)	1.26%	2
I don't know (7)	54.09%	86
<b>TOTAL</b>		<b>159</b>

BASIC STATISTICS				
Minimum	Maximum	Median	Mean	Standard Deviation
1.00	7.00	7.00	4.80	2.50

## Q6 In a typical school year, is your school heavily, moderately, or minimally dependent on fundraising to operate?

Answered: 141 Skipped: 20

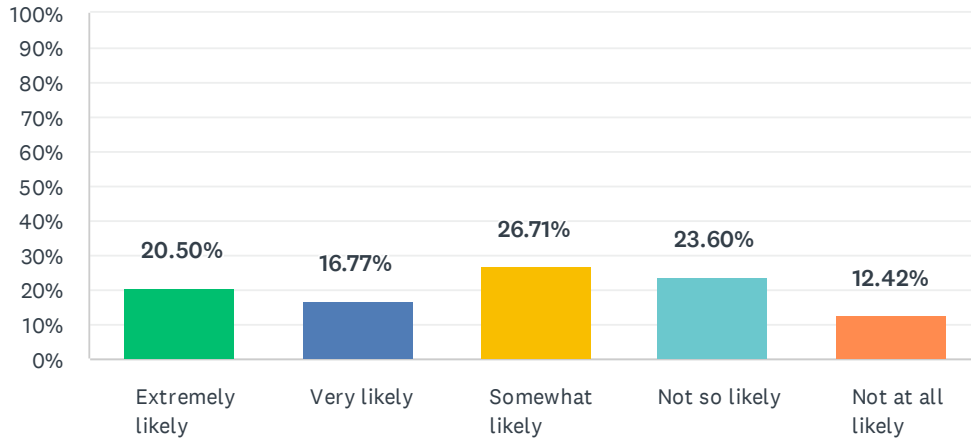


ANSWER CHOICES	RESPONSES	
Much too much (1)	7.80%	11
Too much (2)	29.08%	41
The right amount (3)	43.26%	61
Too little (4)	16.31%	23
Much too little (5)	3.55%	5
<b>TOTAL</b>		<b>141</b>

BASIC STATISTICS				
Minimum	Maximum	Median	Mean	Standard Deviation
1.00	5.00	3.00	2.79	0.93

## Q7 How likely is it that you will volunteer at your school in the next 12 months?

Answered: 161 Skipped: 0

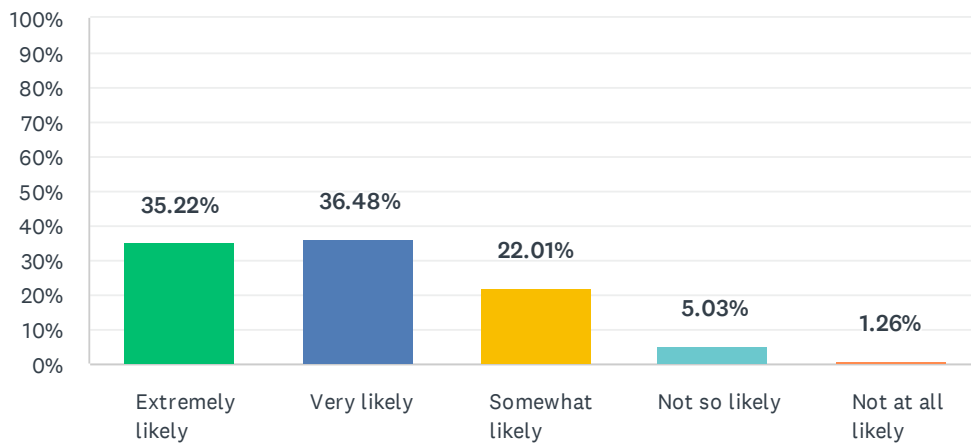


ANSWER CHOICES	RESPONSES	
Extremely likely (1)	20.50%	33
Very likely (2)	16.77%	27
Somewhat likely (3)	26.71%	43
Not so likely (4)	23.60%	38
Not at all likely (5)	12.42%	20
<b>TOTAL</b>		<b>161</b>

BASIC STATISTICS				
Minimum	Maximum	Median	Mean	Standard Deviation
1.00	5.00	3.00	2.91	1.31

## Q8 How likely are you to recommend your school to other families?

Answered: 159 Skipped: 2



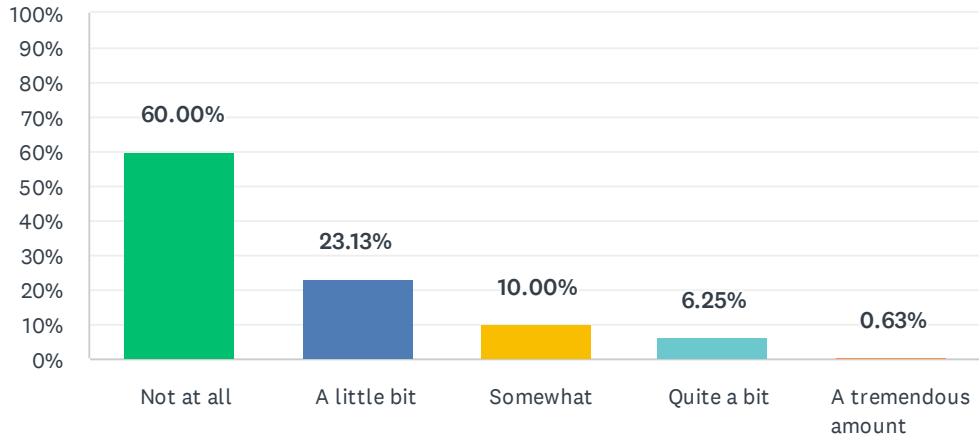
ANSWER CHOICES	RESPONSES	
Extremely likely (1)	35.22%	56
Very likely (2)	36.48%	58
Somewhat likely (3)	22.01%	35
Not so likely (4)	5.03%	8
Not at all likely (5)	1.26%	2
<b>TOTAL</b>		<b>159</b>

BASIC STATISTICS				
Minimum	Maximum	Median	Mean	Standard Deviation
1.00	5.00	2.00	2.01	0.94



## Q9 To what degree is your church leadership resistant to paying school subsidies?

Answered: 160 Skipped: 1



ANSWER CHOICES	RESPONSES	
Not at all (1)	60.00%	96
A little bit (2)	23.13%	37
Somewhat (3)	10.00%	16
Quite a bit (4)	6.25%	10
A tremendous amount (5)	0.63%	1
<b>TOTAL</b>		<b>160</b>

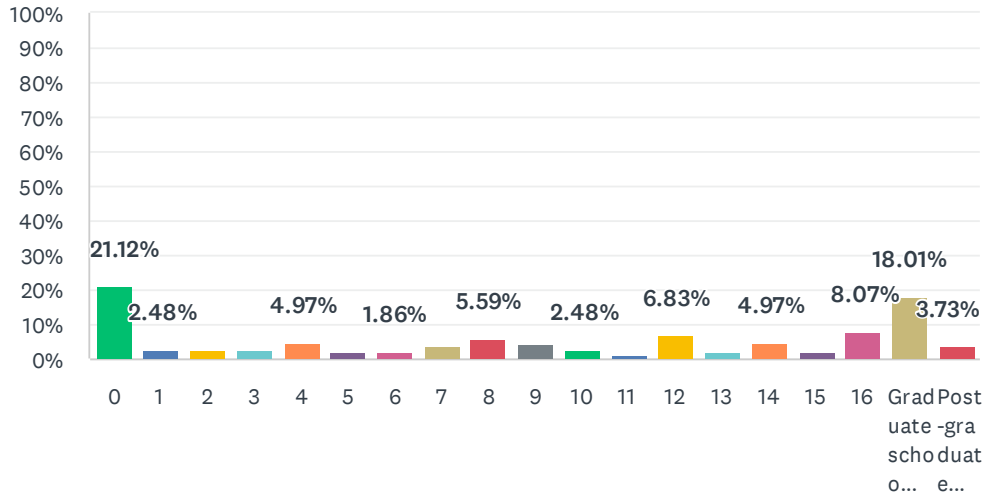
BASIC STATISTICS				
Minimum	Maximum	Median	Mean	Standard Deviation
1.00	5.00	1.00	1.64	0.94

**Q10 What is your best guess at the underlying cause of resistance to pay school subsidies?**

Answered: 125 Skipped: 36

### Q11 How many years did you attend an Adventist school, academy, college or university?

Answered: 161 Skipped: 0



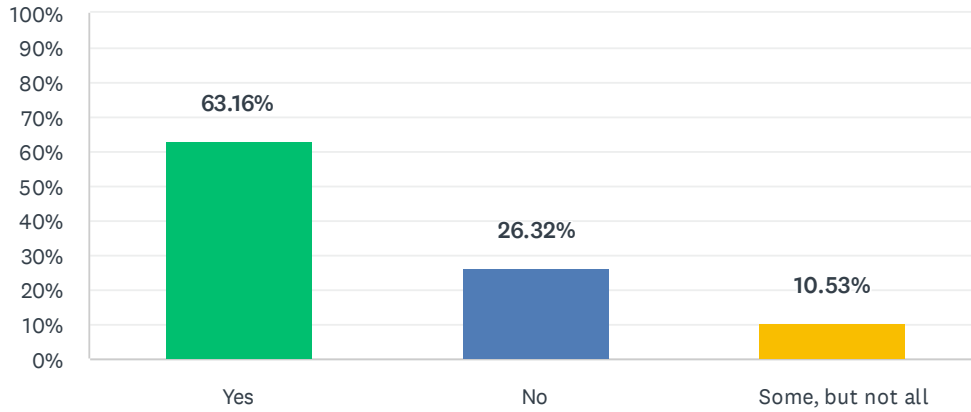
Southern California Conference Education Subsidy Research Project - Pastors & Elders

ANSWER CHOICES		RESPONSES	
0 (1)		21.12%	34
1 (2)		2.48%	4
2 (3)		2.48%	4
3 (4)		2.48%	4
4 (5)		4.97%	8
5 (6)		1.86%	3
6 (7)		1.86%	3
7 (8)		3.73%	6
8 (9)		5.59%	9
9 (10)		4.35%	7
10 (11)		2.48%	4
11 (12)		1.24%	2
12 (13)		6.83%	11
13 (14)		1.86%	3
14 (15)		4.97%	8
15 (16)		1.86%	3
16 (17)		8.07%	13
Graduate school (I.e., Master's) (18)		18.01%	29
Post-graduate (I.e., Doctorate) (19)		3.73%	6
<b>TOTAL</b>			<b>161</b>

BASIC STATISTICS				
Minimum	Maximum	Median	Mean	Standard Deviation
1.00	19.00	10.00	10.10	6.64

## Q12 Are your children attending Adventist schools? If grown, did your children attend Adventist schools?

Answered: 152 Skipped: 9

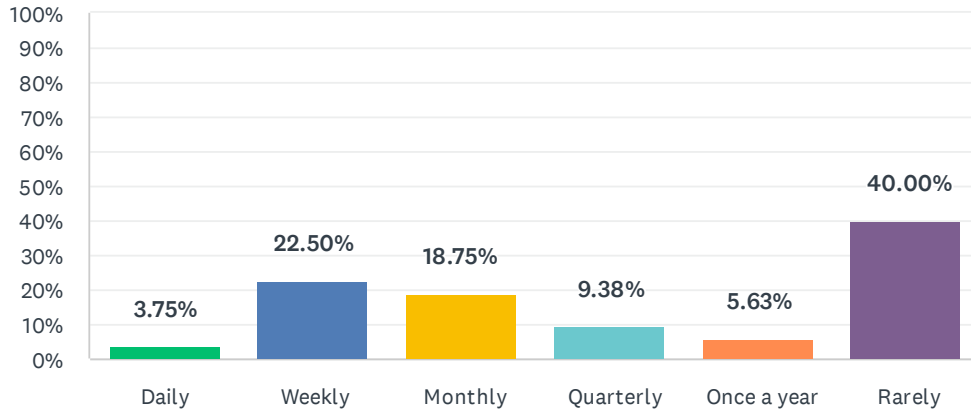


ANSWER CHOICES	RESPONSES	
Yes (1)	63.16%	96
No (2)	26.32%	40
Some, but not all (3)	10.53%	16
<b>TOTAL</b>		<b>152</b>

BASIC STATISTICS				
Minimum	Maximum	Median	Mean	Standard Deviation
1.00	3.00	1.00	1.47	0.68

## Q13 Approximately, how often do you receive communications from the school?

Answered: 160 Skipped: 1

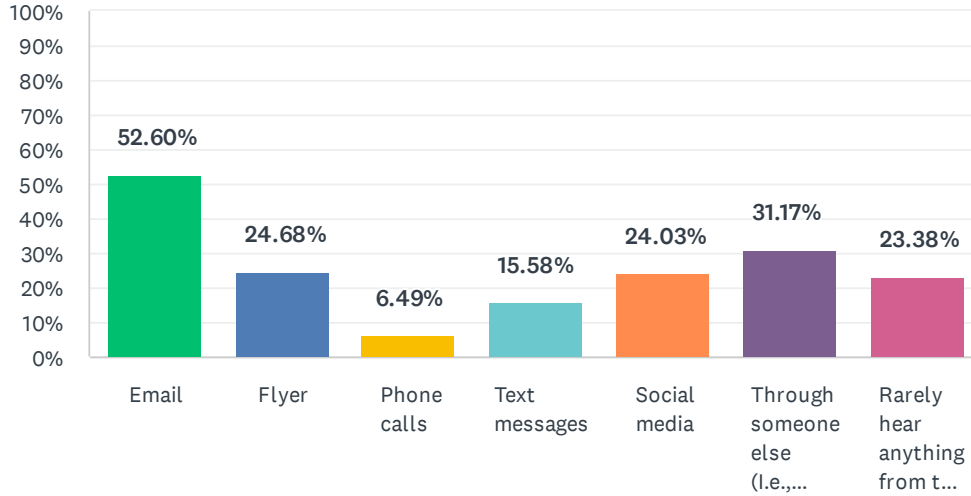


ANSWER CHOICES	RESPONSES
Daily (1)	3.75% 6
Weekly (2)	22.50% 36
Monthly (3)	18.75% 30
Quarterly (4)	9.38% 15
Once a year (5)	5.63% 9
Rarely (6)	40.00% 64
<b>TOTAL</b>	<b>160</b>

BASIC STATISTICS				
Minimum	Maximum	Median	Mean	Standard Deviation
1.00	6.00	4.00	4.11	1.75

## Q14 What type of communication do you receive from your school (select all that apply)?

Answered: 154 Skipped: 7



ANSWER CHOICES	RESPONSES	
Email (1)	52.60%	81
Flyer (2)	24.68%	38
Phone calls (3)	6.49%	10
Text messages (4)	15.58%	24
Social media (5)	24.03%	37
Through someone else (i.e., announcements at church) (6)	31.17%	48
Rarely hear anything from the school (7)	23.38%	36
Total Respondents: 154		

BASIC STATISTICS				
Minimum	Maximum	Median	Mean	Standard Deviation
1.00	7.00	4.00	3.68	2.27

## Q15 What are the top two strengths of your church and school relationship?

Answered: 135 Skipped: 26



**Q16 What would most quickly transform your church and school that would strengthen their relationship?**

Answered: 134 Skipped: 27